

Marking Scheme
Strictly Confidential
(For Internal and Restricted use only)
Senior Secondary School Examination, 2026 (XIIth)
SUBJECT NAME : Biology (Q.P. CODE 044/57-5-3)

General Instructions: -

1	The CBSE has decided to introduce On Screen Marking (OSM) for the evaluation of Class XII answer Book with the 2026 Examination.
2	You are aware that evaluation is the most important process in the actual and correct assessment of the candidates. A small mistake in evaluation may lead to serious problems which may affect the future of the candidates, education system and teaching profession. To avoid mistakes, it is requested that before starting evaluation, you must read and understand the spot evaluation guidelines carefully.
3	“Evaluation policy is a confidential policy as it is related to the confidentiality of the examinations conducted, evaluation done and several other aspects. Its leakage to public in any manner could lead to derailment of the examination system and affect the life and future of millions of candidates. Sharing this policy/document to anyone, publishing in any magazine and printing in Newspaper/Website, etc. may invite action under various rules of the Board and IPC.”
4	Evaluation is to be done as per instructions provided in the Marking Scheme. It should not be done according to one’s own interpretation or any other consideration. Marking Scheme should be strictly adhered to and religiously followed. However, while evaluating, answers which are based on latest information or knowledge and/or are innovative, they may be assessed for their correctness otherwise and due marks be awarded to them. In Class-XII, while evaluating two competency-based questions, please try to understand given answer and even if reply is not from marking scheme but correct competency is enumerated by the candidate, due marks should be awarded.
5	The Marking scheme carries only suggested value points for the answers. These are in the nature of Guidelines only and do not constitute the complete answer. The students can have their own expression and if the expression is correct, the due marks should be awarded accordingly.
6	The Head-Examiner must go through the first five answer books evaluated by each evaluator on the first day, to ensure that evaluation has been carried out as per the instructions given in the Marking Scheme. If there is any variation, the same should be zero after deliberation and discussion. The remaining answer books meant for evaluation shall be given only after ensuring that there is no significant variation in the marking of individual evaluators.
7	Evaluators will mark (✓) wherever answer is correct. For wrong answer CROSS ‘X’ be marked. Evaluators will not put right (✓) while evaluating which gives an impression that answer is correct and no marks are awarded. This is most common mistake which evaluators are committing.
8	If a question has parts, please award marks on the right-hand side for each part in the OSM Portal. Marks awarded for different parts of the question will be totaled up by the OSM System.
9	If a question does not have any parts, marks must be awarded in the left-hand margin in the OSM Portal. This may also be followed strictly.

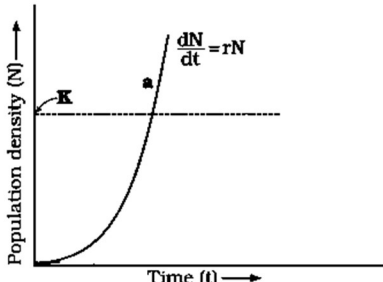
10	No marks to be deducted for the cumulative effect of an error. It should be penalized only once.
11	A full scale of marks 0–70 has to be used. Please do not hesitate to award full marks if the answer deserves it.
12	Every examiner has to necessarily do evaluation work for full working hours i.e., 8 hours every day and evaluate 20 answer books per day in main subjects and 25 answer books per day in other subjects (Details are given in Spot Guidelines). This is in view of the reduced syllabus and number of questions in question paper.
13	<p>Ensure that you do not make the following common types of errors committed by the Examiner in the past :-</p> <ul style="list-style-type: none"> • Answers marked as correct, but marks not awarded. (Ensure that the right tick mark is correctly and clearly indicated. It should merely be a line. Same is with the X for incorrect answer.) • Half or a part of answer marked correct and the rest as wrong, but no marks awarded.
14	While evaluating the answer books if the answer is found to be totally incorrect, it should be marked as cross (X) and awarded zero (0) Marks.
15	The Examiners should acquaint themselves with the guidelines given in the “Guidelines for Spot Evaluation” before starting the actual evaluation.
16	The candidates are entitled to obtain photocopy of the Answer Book on request on payment of the prescribed processing fee. All Examiners/Additional Head Examiners/Head Examiners are once again reminded that they must ensure that evaluation is carried out strictly as per value points for each answer as given in the Marking Scheme.
17	If a candidate attempts both alternatives/options in a question where only one option/ alternative is required to be attempted, the Evaluator shall award marks in both the options. The system will take the higher of two scores and disregard the other response.
18	In a question having two options/alternatives, if a candidate has attempted only one, then the evaluator shall mark “NA” (Not attempted) against the option that has not been attempted by the candidate.

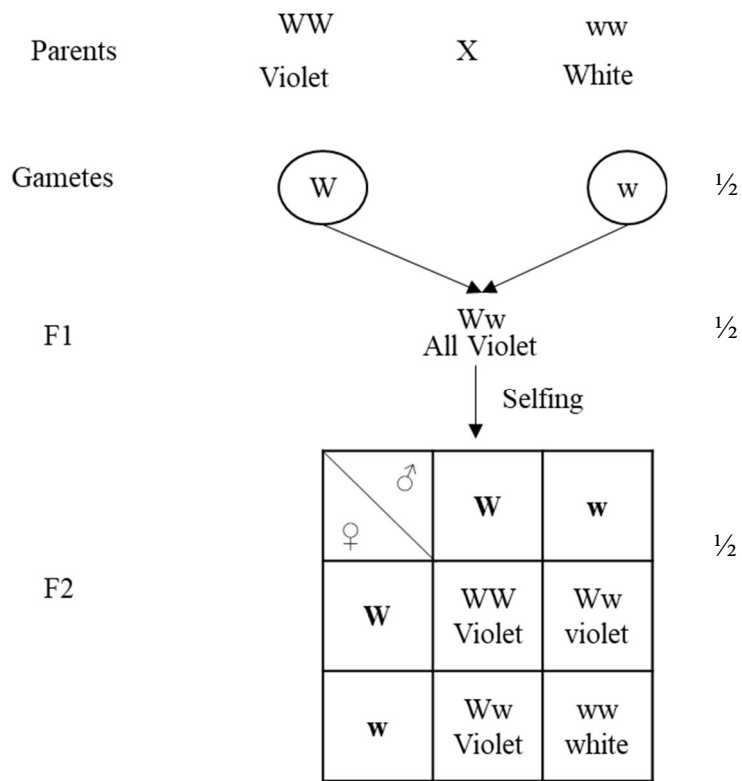
MARKING SCHEME
Biology (Subject Code-044)
(PAPER CODE : 57/5/3) (26-05-44N)

Q. No.	EXPECTED OUTCOMES/VALUE POINTS	Marks	Total
	SECTION – A		
1.	(B) / oxytocin, maternal pituitary	1	1
2.	(C) / A-i, B-iii, C-ii	1	1
3.	(D) / 100%	1	1
4.	(C) / (ii), (iii), (i)	1	1
5.	(D) / Sex - linked recessive	1	1
6.	(B) / 64	1	1
7.	(D) / Rhinovirus	1	1
8.	(B) / Directional	1	1
9.	(C) / Removed during maturation of pro-insulin to insulin	1	1
10.	(D) / <div style="display: flex; justify-content: space-between;"> 5' C-T-G-C-A G 3' </div> <div style="display: flex; justify-content: space-between;"> 3' G A-C-G-T-C 5' </div>	1	1
11.	(C) / Nile perch	1	1
12.	(C) / Plant produces poisonous chemical, cardiac glycosides.	1	1
13.	(B) / Both Assertion (A) & Reason (R) are true but Reason (R) is not the correct explanation of Assertion (A)	1	1
14.	(C) / Assertion (A) is true but Reason (R) is false.	1	1
15.	(A) / Both Assertion (A) and Reason (R) are true and Reason (R) is correct explanation of Assertion (A)	1	1
16.	(B) / Both Assertion (A) and Reason (R) are true but Reason (R) is not the correct explanation of Assertion (A)	1	1
SECTION-B			
17.	Immature lymphocytes differentiate into antigen sensitive T-lymphocytes. <ul style="list-style-type: none"> • T-lymphocytes / T-cells – They help B-cells to secrete antibodies – They involved in cell mediated immunity / CMI 	$\frac{1}{2}$ $\frac{1}{2}$ $\frac{1}{2}$ $\frac{1}{2}$	2
18.	(a) <ul style="list-style-type: none"> – Moth deposits its eggs in the locule of the ovary, during this the <i>Yucca</i> flower gets pollinated by the moth. 	$\frac{1}{2} \times 2$	

[illegible]

25.	<ul style="list-style-type: none"> – Normal physiology and development: to study how genes are regulated / how genes affect normal body function and its development / study of complex factors involved in growth such as insulin-like growth factor. – Study of disease: to study how genes contribute to the development of a disease / model animals help us to study many diseases such as cancer or cystic fibrosis or rheumatoid arthritis or Alzheimer's / help us to investigate new treatment methods. – Biological products: To produce specific biological products / medicines / Medicines required to treat certain human diseases / produce human protein α-1-antitrypsin (which treat emphysema) / treatment of phenylketonuria / medicine required for the treatment of cystic fibrosis / produce human protein (alpha lactalbumin) rich milk by Rosie cow (it is nutritionally more balanced for human babies) – Vaccine safety: transgenic mice being developed for use in testing safety of vaccines before they are used on humans / Transgenic mice are being used to test the safety of the polio vaccine / after testing on transgenic animals is successful and found reliable they could replace use of monkeys to test the safety of batches of vaccine. – Chemical safety testing: Transgenic animals are made to carry genes which make them more sensitive to toxic substances than non-transgenic animals. They are then exposed to the toxic substances and the effects studied. <p>(Any three with correct explanation)</p>	1 x 3	3
26.	<ul style="list-style-type: none"> – Genetic diversity - It refers to the high diversity of a species at the genetic level over its distributional range, e.g. India has more than 50,000 genetically different strains of rice / The genetic variation shown by the medicinal plant <i>Rauwolfia vomitoria</i> growing in different Himalayan ranges might be in terms of the potency and concentration of the active chemical (reserpine) that the plant produces / India has about 1000 varieties of mango / any other correct example. – Species diversity - Diversity at species level / the number of different species in a given region, e.g. Western Ghats have a greater amphibian species diversity than Eastern Ghats / any other correct example. – Ecological diversity - Diversity at the ecosystem level / presence of different types of ecosystems in a particular area, e.g. India has a number of ecosystems like rain forests, coral reefs, deserts / any other correct example. 	$\frac{1}{2} + \frac{1}{2}$ $\frac{1}{2} + \frac{1}{2}$ $\frac{1}{2} + \frac{1}{2}$	3
27.	(a) <i>Psilophyton</i> (b) Seed ferns (c) Chlorophyte ancestors (d) Ferns, Conifers, Seed ferns (e) Tracheophyte ancestors (f) Chlorophyte ancestors	$\frac{1}{2}$ $\frac{1}{2}$ $\frac{1}{2}$ $\frac{1}{2}$ $\frac{1}{2}$ $\frac{1}{2}$	3
28.	(a) Exponential growth pattern (b) 'r' represents the intrinsic rate of natural increase (c) J – shaped curve/	1 $\frac{1}{2}$ $\frac{1}{2}$	

	 <p>(d) The resources will be unlimited</p>	1	3
	SECTION-D		
29.	<p>(a) Because RNA polymerase carries out polymerisation in 5' → 3' direction only.</p> <p>(b) (i) Since hnRNA contains both exons or coding sequence and introns or non coding sequence undergo splicing to remove the introns or non-coding sequence / for the removal of introns.</p> <p style="text-align: center;">OR</p> <p>(b) (ii).</p> <ul style="list-style-type: none"> - Capping / addition of mG_{ppp} (Methyl Guanosine Triphosphate) at 5' of hnRNA. - Tailing / Adenylate residue (200-300) are added at the 3' end in a template strand as poly A tail. <p>(c)</p> <ul style="list-style-type: none"> – If a segment of DNA produces two polypeptides the genetic information machinery becomes complicated / two different polypeptides will be formed and one of which may not be useful for the cell. <p>The two complementary RNA molecules produced simultaneously will form a double-stranded RNA that will not be translated into polypeptides.</p>	<p>1</p> <p>1</p> <p>½</p> <p>½</p> <p>1</p> <p>1</p>	4
30.	<p>(a) Plasmids and bacteriophages have the ability to replicate / They multiply within the bacterial cells independently of the chromosomal DNA / an alien piece of DNA can be ligated to them / They can be multiplied equal to their specific copy numbers.</p> <p>(b)(i) (I) ori (II) Pvu II</p> <p style="text-align: center;">OR</p> <p>(b) (ii) G : amp^R /ampicillin-resistance gene, H : tet^R / tetracycline-resistance gene.</p> <p>(c) Pst I , Pvu I, BamH I, Sal I</p>	<p>1</p> <p>½+½</p> <p>½+½</p> <p>½ X 4</p>	4
	SECTION-E		
31.	<p>(a)</p> <ul style="list-style-type: none"> • In Pea plants: 		



1/2 x 5

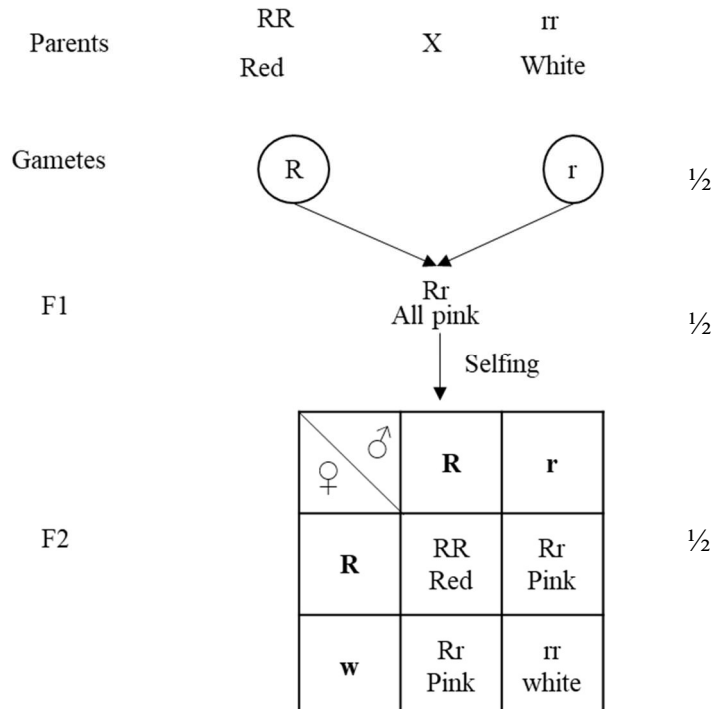
Phenotypic ratio:- violet : white = 3 : 1

(1/2)

Conclusion: This is the case of dominance

(1/2)

• **In *Antirrhinum* plant**



1/2 x 5

Phenotypic ratio:- Red : Pink : white = 1 : 2 : 1

(1/2)

Conclusion: This is a case of incomplete dominance

(1/2)

OR

(b) (i)

•

Mendelian disorder	Chromosomal disorder
– Occurs due to mutation / alteration in single gene / follow mendelian inheritance pattern	– Occurs due to addition or deletion of one or more chromosomes / Does not follow mendelian inheritance pattern

•

Example of mendelian disorder: Haemophilia / Cystic Fibrosis / Sickle Cell Anaemia / Colour Blindness / Phenylketonuria / Thalassemia / any other correct example.

Example of chromosomal disorder: Turner's syndrome / Down's syndrome / Klinefelter's syndrome / any other correct example.

(ii)

- Aneuploidy / Monosomy
- Turner's syndrome
- Symptoms:
 - lack of secondary sexual characters.
 - ovaries are rudimentary
 - sterile
 - short stature
 - underdeveloped feminine characters (any three)

Karyotype – 44+XO (45)

1

$\frac{1}{2}$

$\frac{1}{2}$

$\frac{1}{2}$

$\frac{1}{2}$

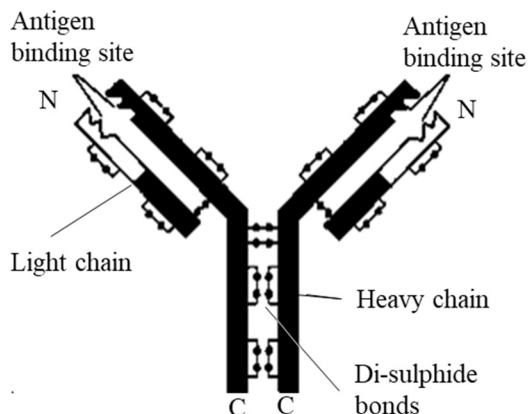
$\frac{1}{2} \times 3$

5

$\frac{1}{2}$

32.

(a) (i)



(Any four labellings)

(ii)

Active Immunity	Passive Immunity
– When antibodies are produced in our body in response to an antigen then it is called active immunity	– When preformed antibodies (readymade) are injected into the body for protection then it is called passive immunity.

1 x 3

	<table><tr><td>– It is slow and take time to give its full effective response</td><td>– It gives quick response</td></tr><tr><td>– It lasts for longer period</td><td>– It lasts for shorter period</td></tr><tr><td>– Memory cells are formed</td><td>– Memory cells are not formed</td></tr><tr><td colspan="2">(any three correct difference)</td></tr></table>	– It is slow and take time to give its full effective response	– It gives quick response	– It lasts for longer period	– It lasts for shorter period	– Memory cells are formed	– Memory cells are not formed	(any three correct difference)			
– It is slow and take time to give its full effective response	– It gives quick response										
– It lasts for longer period	– It lasts for shorter period										
– Memory cells are formed	– Memory cells are not formed										
(any three correct difference)											
OR											
(b) (i)											
(I) <i>Wuchereria bancrofti</i> , and <i>Wuchereria malayi</i>		½+½									
(II) Chronic inflammation of the organs / swelling in lower limbs / gross deformities in genital organs.		1									
(III) Transmitted by the bite of female mosquito vector.		1									
(ii)		½ + ½									
(I) Mast cells, cause allergy											
(II) Virus infected cells, Protect the non-infected cells of our body from viral infections		½ + ½	5								
33.	<p>(a)</p> <ul style="list-style-type: none">● Fertilisation Fertilisation occurs in the ampulla / ampullary-isthmic junction of the fallopian tube, when sperm comes in contact with the ovum, it induces changes in the zona pellucida of the ovum that block the entry of additional sperms and thus ensures only one sperm, the secretions of the acrosome help the sperm to enter the cytoplasm of the ovum by dissolving the zona pellucida and plasma membrane, after the entry of sperm into the cytoplasm of ovum induces completion of meiosis II (of secondary oocyte), fusion occurs between the nucleus of ootid (ovum) and that of sperm to form a diploid zygote● Implantation:<ul style="list-style-type: none">– The trophoblast layer gets attached to the endometrium. <p>The uterine cells divide rapidly and cover the blastocyst as a result the blastocyst becomes embedded in the endometrium of uterus</p> <p>OR</p> <p>(b) (i)Hormones in sequence of their secretion in a pregnant woman. FSH; LH; hCG; Relaxin.</p> <p>(ii)</p> <ul style="list-style-type: none">– FSH: Source: Anterior Pituitary. Function: Stimulates follicular development– LH: Source: Anterior Pituitary. Function: It causes rupture of Graafian follicle and release of ovum into fallopian tube / Ovulation– hCG: Source: Placenta.	½ x 6									
		1x2									
		1									
		½ + ½									
		½ + ½									

	<p>Function: It supports foetal growth, metabolic changes in mother and maintenance of pregnancy.</p> <p>– Relaxin: Source: Ovary. Function: It facilitates parturition.</p>	$\frac{1}{2} + \frac{1}{2}$ $\frac{1}{2} + \frac{1}{2}$	5
--	---	--	----------