

Marking Scheme
Strictly Confidential
(For Internal and Restricted use only)
Senior School Certificate Examination, 2026
ECONOMICS (SUBJECT CODE – 030)
(PAPER CODE – 58/5/3)










General Instructions: -

1	You are aware that evaluation is the most important process in the actual and correct assessment of the candidates. A small mistake in evaluation may lead to serious problems which may affect the future of the candidates, education system and teaching profession. To avoid mistakes, it is requested that before starting evaluation, you must read and understand the spot evaluation guidelines carefully.
2	“Evaluation policy is a confidential policy as it is related to the confidentiality of the examinations conducted, Evaluation done and several other aspects. Its’ leakage to public in any manner could lead to derailment of the examination system and affect the life and future of millions of candidates. Sharing this policy/document to anyone, publishing in any magazine and printing in News Paper/Website etc may invite action under various rules of the Board and IPC.”
3	Evaluation is to be done as per instructions provided in the Marking Scheme. It should not be done according to one’s own interpretation or any other consideration. Marking Scheme should be strictly adhered to and religiously followed. However, while evaluating, answers which are based on latest information or knowledge and/or are innovative, they may be assessed for their correctness otherwise and due marks be awarded to them. In Class XII, while evaluating competency-based questions, please try to understand given answer and even if reply is not from marking scheme but correct competency is enumerated by the candidate, due marks should be awarded.
4	The Marking scheme carries only suggested value points for the answers. These are in the nature of Guidelines only and do not constitute the complete answer. The students can have their own expression and if the expression is correct, the due marks should be awarded accordingly.
5	The Head-Examiner must go through the first five answer books evaluated by each evaluator on the first day, to ensure that evaluation has been carried out as per the instructions given in the Marking Scheme. If there is any variation, the same should be zero after deliberation and discussion. The remaining answer books meant for evaluation shall be given only after ensuring that there is no significant variation in the marking of individual evaluators.
6	Evaluators will mark(✓) wherever answer is correct. For wrong answer CROSS ‘X’ be marked. Evaluators will not put right (✓)while evaluating which gives an impression that answer is correct and no marks are awarded. This is most common mistake which evaluators are committing.

7	If a question has parts, please award marks on the right-hand side for each part. Marks awarded for different parts of the question should then be totalled up and written in the left-hand margin and encircled. This may be followed strictly.
8	If a question does not have any parts, marks must be awarded in the left-hand margin and encircled. This may also be followed strictly.
9	If a student has attempted an extra question, answer of the question deserving more marks should be retained and the other answer scored out with a note “Extra Question” .
10	No marks to be deducted for the cumulative effect of an error. It should be penalized only once.
11	A full scale of marks 80 has to be used. Please do not hesitate to award full marks if the answer deserves it.
12	Every examiner has to necessarily do evaluation work for full working hours i.e., 8 hours every day and evaluate 20 answer books per day in main subjects and 25 answer books per day in other subjects (Details are given in Spot Guidelines).
13	<p>Ensure that you do not make the following common types of errors committed by the Examiner in the past:- Giving more marks for an answer than assigned to it.</p> <ul style="list-style-type: none"> ● Wrong totaling of marks awarded on an answer. ● Wrong transfer of marks from the inside pages of the answer book to the title page. ● Wrong question wise totaling on the title page. ● Leaving answer or part thereof unassessed in an answer book. ● Wrong totaling of marks of the two columns on the title page. ● Wrong grand total. ● Marks in words and figures not tallying/not same. ● Wrong transfer of marks from the answer book to online award list. ● Answers marked as correct, but marks not awarded. (Ensure that the right tick mark is correctly and clearly indicated. It should merely be a line. Same is with the X for incorrect answer.) ● Half or a part of answer marked correct and the rest as wrong, but no marks awarded.
14	While evaluating the answer books if the answer is found to be totally incorrect, it should be marked as cross (X) and awarded zero (0) Marks.
15	Any un assessed portion, non-carrying over of marks to the title page, or totaling error detected by the candidate shall damage the prestige of all the personnel engaged in the evaluation work as also of the Board. Hence, in order to uphold the prestige of all concerned, it is again reiterated that the instructions be followed meticulously and judiciously.
16	The Examiners should acquaint themselves with the guidelines given in the “Guidelines for spot Evaluation” before starting the actual evaluation.
17	Every Examiner shall also ensure that all the answers are evaluated, marks carried over to the title page, correctly totaled and written in figures and words.
18	The candidates are entitled to obtain photocopy of the Answer Book on request on payment of the prescribed processing fee. All Examiners/Additional Head Examiners/Head Examiners are once again reminded that they must ensure that evaluation is carried out strictly as per value points for each answer as given in the Marking Scheme.

	<p>Note: The following question is for Visually Impaired candidates only in lieu of Q. no. 9. _____ refers to that consumption, which is independent of the level of income. (Choose the correct option to fill in the blank)</p> <p>(A) Autonomous Consumption (B) Induced Consumption (C) Break-even level (D) Autonomous Investment and Consumption</p> <p>Ans. (A) Autonomous Consumption</p>	1																																	
10.	<p>“The Ministry of Statistics and Programme Implementation (MoSPI) is underway to revise the base year of Gross Domestic Product (GDP). The base year is revised periodically to better capture the structural changes happening in the economy. The proposed new base year for the GDP is 2022 – 23.”</p> <p>The step taken by the Government of India is for revision of _____ Gross Domestic Product (GDP), as it is measured at _____ prices. (Choose the correct option to fill in the blanks)</p> <p>(A) Real, constant (B) Nominal, current (C) Real, current (D) Nominal, constant</p> <p>Ans. (A) Real, constant</p>	1																																	
11.	<p>Estimate the value of ‘Income from Property and Entrepreneurship’ on the basis of the given data:</p> <table border="1"> <thead> <tr> <th>S.No.</th><th>Items</th><th>Amount (in ₹ crore)</th></tr> </thead> <tbody> <tr> <td>(i)</td><td>Wages and salaries in cash</td><td>1,000</td></tr> <tr> <td>(ii)</td><td>Employer’s contribution to social security schemes</td><td>300</td></tr> <tr> <td>(iii)</td><td>Rent</td><td>500</td></tr> <tr> <td>(iv)</td><td>Rent-free accommodation by the employer</td><td>700</td></tr> <tr> <td>(v)</td><td>Royalty</td><td>200</td></tr> <tr> <td>(vi)</td><td>Interest</td><td>150</td></tr> <tr> <td>(vii)</td><td>Corporate Tax</td><td>70</td></tr> <tr> <td>(viii)</td><td>Savings of private corporate sector</td><td>130</td></tr> <tr> <td>(ix)</td><td>Indirect Taxes</td><td>40</td></tr> <tr> <td>(x)</td><td>Dividends</td><td>60</td></tr> </tbody> </table> <p>Ans. Income from Property & Entrepreneurship = (iii)+(v) + (vi) + (vii) + (viii) + (x) = 500+200 + 150 + 70 + 130 + 60 = ₹ 1,110 crore</p>	S.No.	Items	Amount (in ₹ crore)	(i)	Wages and salaries in cash	1,000	(ii)	Employer’s contribution to social security schemes	300	(iii)	Rent	500	(iv)	Rent-free accommodation by the employer	700	(v)	Royalty	200	(vi)	Interest	150	(vii)	Corporate Tax	70	(viii)	Savings of private corporate sector	130	(ix)	Indirect Taxes	40	(x)	Dividends	60	<p>1 ½ 1 ½ 3</p>
S.No.	Items	Amount (in ₹ crore)																																	
(i)	Wages and salaries in cash	1,000																																	
(ii)	Employer’s contribution to social security schemes	300																																	
(iii)	Rent	500																																	
(iv)	Rent-free accommodation by the employer	700																																	
(v)	Royalty	200																																	
(vi)	Interest	150																																	
(vii)	Corporate Tax	70																																	
(viii)	Savings of private corporate sector	130																																	
(ix)	Indirect Taxes	40																																	
(x)	Dividends	60																																	
12. (a)	<p>“Repo Rate and Bank Rate are two different measures, but a change in either of them may have the similar implication on the money supply in an economy.”</p> <p>Defend or refute the given statement, giving valid explanation in support of your answer.</p> <p>Ans. The given statement is defended. Repo Rate and Bank Rate are the rates at which the Central Bank lends money to the commercial banks, the key difference lies in terms of short-term and long-term needs.</p> <p>A change in either of them will have the similar implication on the money supply in the economy. A decrease in Repo/Bank Rate by the Central Bank will encourage the commercial banks to decrease their lending rates making the credit more affordable for the general public, thereby, encouraging the borrowings. Consequently, money supply will rise and vice versa.</p> <p style="text-align: right;">(To be marked as a whole)</p> <p style="text-align: center;">OR</p>	3																																	

(b)	<p>“The Reserve Bank of India (RBI) is the sole authority for issuing currency notes in India, with an exception of ₹1 denomination that is issued by the Ministry of Finance.”</p> <p>Do you agree with the given statement? Explain the rationale behind the monopoly enjoyed by the Reserve Bank of India (RBI) on this front.</p> <p>Ans. Yes. The Reserve Bank of India (RBI) is the sole authority for issuing currency in India, except for the ₹1 note and coins, which are issued by the Ministry of Finance. The monopoly of RBI ensures uniformity in note circulation and strengthens public faith in the currency system. Furthermore, it enables the RBI to effectively regulate the money supply and maintain the value of rupee (₹). (To be marked as a whole)</p>	3
13.	(a) Define Balance of Payments (BoP) Account.	1
	<p>Ans. The Balance of Payments (BoP) account records the transactions in goods, services and assets between residents of a country and the rest of the world for a specified time period typically, a year.</p>	
	(b) Differentiate between Current Account and Capital Account of Balance of Payments (BoP).	1½
	<p>Ans. Current Account records the trade in goods, services and transfer payments to/from abroad. It includes exports and imports of goods and services along with gifts, remittances and grants to/from abroad.</p>	
	<p style="text-align: center;">Whereas;</p> <p>Capital Account records all international transactions of assets which includes investments, borrowing and lending from/to abroad.</p>	1½
		4
14.	Read the following text carefully:	
	<p>“With an objective to improve the growth momentum by stimulating domestic private consumption and investment, the Reserve Bank of India (RBI) announced a reduction in Cash Reserve Ratio (CRR) by 100 basis points (1%).”</p> <p>Based on the above text and common understanding, answer the following questions:</p> <p>(i) Explain the likely cause behind the step taken by the Reserve Bank of India (RBI).</p> <p>Ans. The likely cause behind reduction in Cash Reserve Ratio (CRR) by Reserve Bank of India (RBI) is to stimulate private consumption and investment in the economy, thereby controlling deficient demand/ deflation.</p>	2
	(ii) Briefly explain the impact of the step taken by the Reserve Bank of India (RBI) on the Aggregate Demand (AD).	
	<p>Ans. A decrease in the CRR by the Reserve Bank of India may lead to greater availability of funds with commercial banks. This may increase the lending capacity of commercial banks. Thereby, increasing the money supply and Aggregate Demand in the economy ultimately addressing the issue of deficient demand.</p>	2
		4
15. (a)	A company named Tech Info Ltd. manufactures printers. The company purchases machinery from Germany to manufacture printers. These printers are sold in the domestic and foreign markets to households and dealers. The machinery purchased and printers manufactured, both can be classified as final goods.	
	Do you agree with the given statement? Give valid arguments in support of your answer.	
	<p>Ans. No.</p> <p>Final Goods:</p> <ul style="list-style-type: none">• Machinery purchased to manufacture printers• Printer Sold to Households <p>Intermediate Good:</p> <ul style="list-style-type: none">• Printer Sold to Dealer	1 1 1

(b)	Final goods refer to those goods which are used either for consumption purposes or for investment purpose.	½					
	Whereas, Intermediate goods refer to those goods which are either used for production or resale purposes in the same year.	½					
	OR	4					
	(i) Define Gross Investments.						
	Ans. Gross investments refer to addition to the capital stock which includes replacement for the wear and tear which the capital stock undergoes.	1					
	(ii) Identify any two components of Gross Investments indicated in the given image.						
	<p style="text-align: center;">GROSS INVESTMENTS</p> <table border="1" style="margin: auto;"> <thead> <tr> <th>PANEL A</th><th>PANEL B</th><th>PANEL C</th></tr> </thead> <tbody> <tr> <td></td><td></td><td></td></tr> </tbody> </table> <p>Ans. Two components indicated in the given image are:</p> <ul style="list-style-type: none"> Gross Public Investment Gross Residential Construction Investment <p style="text-align: center;">(Any other valid indicated component to be awarded marks)</p>	PANEL A	PANEL B	PANEL C			
PANEL A	PANEL B	PANEL C					
							
	(iii) Briefly explain any one component of Gross Investments.						
	Ans. Gross Public Investment refers to the expenditure incurred by the government on creating fixed assets such as flyovers, roads, dams etc.	2					
	(Any other valid component to be awarded marks)						
		4					
	<i>Note: The following question is for Visually Impaired Candidates only in lieu of Q. No. 15 (b).</i>						
	Explain any two components of Gross Investments.						
	Ans. Two components of Gross Investments are:						
	<ul style="list-style-type: none"> Gross Public Investment refers to the expenditure incurred by the government on creating fixed assets such as roads, dams etc. Gross Residential Construction Investment refers to the investment made on the construction of residential houses and buildings by households. 	2 2					
		4					
16.	<p>Read the following passage carefully:</p> <p>According to the Economic Survey 2024 – 25, the government’s budget projections for the fiscal year 2025 – 26 indicate that gross direct tax revenue will rise by 12.7%, while gross indirect tax collections are expected to grow by 8.3% relative to FY 2024 – 25.</p> <p>Direct taxes include income tax and corporate tax, reflecting earnings and profits of households and firms. It plays a key role in revenue growth of the government. Indirect taxes encompass Goods and Service Tax (GST), custom duties and other transaction-based levies.</p> <p>Higher growth rate projected for direct taxes suggests a push to enhance tax buoyancy through improved compliance and reforms. On the other hand, indirect taxes are expected to benefit from consumption trends and Goods and Services Tax (GST) administration improvements. The balance tax strategy aims to mobilise resources while supporting fiscal consolidation and sustainable economic growth.</p>						

	<p>On the basis of the above passage and common understanding, answer the following questions:</p> <p>(i) Differentiate between the two types of taxes indicated in the above text, with suitable examples.</p> <p>Ans. The two types of taxes indicated in the above text are direct and indirect taxes. Direct taxes are those taxes whose impact and incidence lies on the same entity. In other words, the liability of paying direct taxes can't be shifted.</p> <p>For example: Income tax etc.</p> <p style="text-align: center;">Whereas;</p> <p>Indirect taxes are those taxes whose impact and incidence may lie on different entities. In other words, the liability of paying indirect taxes can be shifted.</p> <p>For example: Goods and Services Tax (GST) etc.</p> <p style="text-align: right;">(Any other valid example to be awarded marks)</p> <p>(ii) Elaborate the likely consequences of the tax projections made by the government.</p> <p>Ans. The higher growth rate projected for direct taxes suggests a push to enhance tax buoyancy through improved tax compliance and reforms, while indirect taxes are expected to benefit from consumption trends and Goods and Services Tax (GST) administration improvements.</p> <p style="text-align: right;">(To be marked as a whole)</p>	<p>1 ½</p> <p>½</p> <p>1 ½</p> <p>½</p> <p>2</p> <p>6</p>																																								
17. (a)	<p>Assuming for a hypothetical economy, the following data is given:</p> <table><tr><th>Income (Y)</th><th>Consumption (C)</th><th>Investment (I)</th><th>Aggregate Demand (AD)</th></tr><tr><td>0</td><td>50</td><td>40</td><td>90</td></tr><tr><td>100</td><td>120</td><td>40</td><td>-</td></tr><tr><td>200</td><td>190</td><td>40</td><td>-</td></tr><tr><td>300</td><td>260</td><td>40</td><td>300</td></tr></table> <p>(i) Calculate the missing values in the given schedule.</p> <p>Ans.</p> <table><tr><th>Income (Y)</th><th>Consumption (C)</th><th>Investment (I)</th><th>Aggregate Demand (AD)</th></tr><tr><td>0</td><td>50</td><td>40</td><td>90</td></tr><tr><td>100</td><td>120</td><td>40</td><td>160</td></tr><tr><td>200</td><td>190</td><td>40</td><td>230</td></tr><tr><td>300</td><td>260</td><td>40</td><td>300</td></tr></table> <p>(ii) Define the term 'Effective Demand'.</p> <p>Ans. Effective Demand refers to that level of Aggregate Demand (AD) which can be met by the corresponding Aggregate Supply (AS) in the economy.</p> <p>(iii) On the basis of the given data, it can be said that the equilibrium level of income is 200.</p> <p>Do you agree? If not, explain the adjustment mechanism that may take place to attain equilibrium level of income.</p> <p>Ans. No. At 200 level of Income (Y), Aggregate Demand (AD) is greater than the Aggregate Supply (AS).</p> <p>When ex-ante Aggregate Demand is more than ex-ante Aggregate Supply, it means that the households and firms are planning to consume more than what the firms are</p>	Income (Y)	Consumption (C)	Investment (I)	Aggregate Demand (AD)	0	50	40	90	100	120	40	-	200	190	40	-	300	260	40	300	Income (Y)	Consumption (C)	Investment (I)	Aggregate Demand (AD)	0	50	40	90	100	120	40	160	200	190	40	230	300	260	40	300	<p>½</p> <p>½</p> <p>2</p> <p>3</p>
Income (Y)	Consumption (C)	Investment (I)	Aggregate Demand (AD)																																							
0	50	40	90																																							
100	120	40	-																																							
200	190	40	-																																							
300	260	40	300																																							
Income (Y)	Consumption (C)	Investment (I)	Aggregate Demand (AD)																																							
0	50	40	90																																							
100	120	40	160																																							
200	190	40	230																																							
300	260	40	300																																							

	<p>planning to produce. Thus, the inventories with the producers will fall below the desired level. As a result, the producers may increase the output to restore the desired stock of inventories till the equilibrium level of output is attained.</p> <p style="text-align: right;">(To be marked as a whole)</p> <p style="text-align: center;">OR</p>	
(b)	<p>Suppose, in an economy, every ₹ 2 increase in investment expenditure leads to an increase of ₹ 8 in the National Income.</p> <p>Calculate the following:</p> <p>(i) Value of Investment Multiplier (K).</p> <p>Ans. Given, Change in Investment (ΔI) = ₹ 2 Change in National Income (ΔY) = ₹ 8 Investment Multiplier (K) = $\frac{\Delta Y}{\Delta I}$ $= \frac{8}{2} = 4$</p> <p>(ii) Change in consumption expenditure, if the income changes from ₹ 200 to ₹ 300.</p> <p>Ans. Given, Income (Y) changes from ₹ 200 to ₹ 300 Change in Income (ΔY) = 100 Investment Multiplier (K) = $\frac{1}{1-MPC}$ $4 = \frac{1}{1-MPC}$ MPC = 0.75 As we know, $MPC = \frac{\Delta C}{\Delta Y}$ Change in Consumption (ΔC) = 0.75×100 $= ₹ 75$</p> <p>(iii) “Sum of Average Propensity to Consume (APC) and Average Propensity to Save (APS) is always equal to one.”</p> <p>Justify the given statement with the help of a suitable argument.</p> <p>Ans. We know that, Income earned may either be consumed or saved, i.e.; $Y = C + S$ Dividing both sides of the above equation by Y $\frac{Y}{Y} = \frac{C}{Y} + \frac{S}{Y}$ $1 = APC + APS$</p> <p>Thus, the sum of Average Propensity to Consume (APC) and Average Propensity to Save (APS) is always equal to one.</p>	<p style="text-align: center;">6</p> <p style="text-align: center;">$\frac{1}{2}$</p> <p style="text-align: center;">$\frac{1}{2}$</p> <p style="text-align: center;">1</p> <p style="text-align: center;">$\frac{1}{2}$</p> <p style="text-align: center;">1</p> <p style="text-align: center;">$\frac{1}{2}$</p> <p style="text-align: center;">$\frac{1}{2}$</p> <p style="text-align: center;">1</p> <p style="text-align: center;">$\frac{1}{2}$</p> <p style="text-align: center;">6</p>
SECTION B Indian Economic Development		
18.	<p>The export surplus during the colonial rule was used by the Britishers to _____.</p> <p>(i) Bring gold and silver to India (ii) Incur expenses on war (iii) Import invisible items</p> <p style="text-align: right;">(Choose the correct option to fill in the blank)</p> <p>Options: (A) Only (i) (B) (i) and (ii) (C) (i) and (iii) (D) (ii) and (iii)</p> <p>Ans. (D) (ii) and (iii)</p>	1
19.	<p>_____ was set up by the Government of India in 1950 to formulate plans for the most effective and balanced utilisation of resources.</p> <p style="text-align: right;">(Choose the correct option to fill in the blank)</p>	

	(A) NITI Aayog (C) Karve Committee Ans. (B) Planning Commission	(B) Planning Commission (D) World Trade Organisation	1						
20.	Identify, which of the following is not a strategy of sustainable development. (Choose the correct option) (A) Use of Solar Panels (B) Use of Bio-Pests (C) Use of coal to produce electricity (D) Use of Mini-Hydel Plants Ans. (C) Use of coal to produce electricity		1						
21.	In the rural areas, diversification towards new areas such as livestock, fisheries and other non-agricultural activities is necessary to _____. (i) Reduce the risk from agricultural sector (ii) Provide unsustainable livelihood options (iii) Provide supplementary employment (Choose the correct option to fill in the blank) Options : (A) Only (i) (B) (i) and (ii) (C) (i) and (iii) (D) (i), (ii) and (iii) Ans. (C) (i) and (iii)		1						
22.	Self-Help Groups (SHGs) have emerged to fill the gap in the formal credit system as they _____. (Choose the correct option to fill in the blank) (A) Provide loan after obtaining suitable collateral (B) Lend at a high rate of interest (C) Promote thrift in larger proportions (D) Generally provide collateral-free credit to their members Ans. (D) Generally provide collateral-free credit to their members		1						
23.	Working persons engaged in various industrial divisions can be classified into three major sectors — Primary sector, secondary sector and tertiary sector. Identify, which of the following option demonstrates the primary sector. (A) Agriculture (B) Agriculture, mining and quarrying (C) Agriculture, electricity, gas and water supply (D) Transport and storage Ans. (B) Agriculture, mining and quarrying		1						
24.	Read the following statements carefully: <i>Statement I:</i> The colonial government had dual objectives behind the systematic deindustrialization of India. <i>Statement II:</i> The British reduced India to a mere importer of raw materials for the its modern industries. In the light of the given statements, choose the correct option from the following: (A) Statement I is true and Statement II is false. (B) Statement I is false and Statement II is true. (C) Both Statements I and II are true. (D) Both Statements I and II are false. Ans. (A) Statement I is true and Statement II is false.		1						
25.	The following table shows the distribution of population and workers in a village: <table><tr><td>Total Population</td><td>Number of people who are willing and able to work</td><td>Number of people who are employed</td></tr><tr><td>2000</td><td>1200</td><td>800</td></tr></table>	Total Population	Number of people who are willing and able to work	Number of people who are employed	2000	1200	800		
Total Population	Number of people who are willing and able to work	Number of people who are employed							
2000	1200	800							

	<p>The Worker – Population ratio for village would be _____%.</p> <p>(Choose the correct option to fill in the blank)</p> <p>(A) 80 (B) 40</p> <p>(C) 60 (D) 20</p> <p>Ans. (B) 40</p>	1
26.	<p>In 2009, the Government of India came up with the _____ to make free education, a fundamental right for all children in the age group of 6 – 14 years.</p> <p>(Choose the correct option to fill in the blank)</p> <p>(A) Mid-Day Meal Scheme (B) Jan Dhan Yojana</p> <p>(C) Tapas Majumdar Committee (D) Right to Education Act</p> <p>Ans. (D) Right to Education Act</p>	1
27.	<p>Read the following statements: Assertion (A) and Reason (R). Choose the correct option from those given below:</p> <p><i>Assertion (A):</i> India is a member of various regional and economic groupings such as BRICS, G20, etc.</p> <p><i>Reason (R):</i> Membership of economic and regional groupings helps a nation to understand their strengths and weaknesses in comparison to other nations.</p> <p>Options:</p> <p>(A) Both Assertion (A) and Reason (R) are true, and Reason (R) is the correct explanation of the Assertion (A).</p> <p>(B) Both Assertion (A) and Reason (R) are true, but Reason (R) is not the correct explanation of the Assertion (A).</p> <p>(C) Assertion (A) is true, but Reason (R) is false.</p> <p>(D) Assertion (A) is false, but Reason (R) is true.</p> <p>Ans. (A) Both Assertion (A) and Reason (R) are true, and Reason (R) is the correct explanation of the Assertion (A).</p>	1
28.	<p>“(At the time of independence, both India and Pakistan inherited similar colonial economic structures. Both the nations adopted many similar economic planning strategies.”</p> <p>Explain any two such similarities in the developmental path of India and Pakistan.</p> <p>Ans. Two similar developmental strategies adopted by India and Pakistan are:</p> <ul style="list-style-type: none"> Both the nations have followed the path of mixed economic system involving the public as well as the private sector. Both India and Pakistan adopted import substitution policy in order to protect their domestic industries from foreign competition. <p>(Any other valid strategy to be awarded marks)</p> <p>OR</p> <p>(b) “In 1958, China launched the Great Leap Forward (GLF) campaign with a definite aim.”</p> <p>(i) State the rationale behind the introduction of the Great Leap Forward (GLF) campaign.</p> <p>Ans. The rationale behind the introduction of Great Leap Forward (GLF) campaign was to promote industrialization in China on a massive scale. People were encouraged to set up industries in their backyards.</p> <p>(ii) State any two failures of the Great Leap Forward (GLF) campaign.</p> <p>Ans. The two failures of the Great Leap Forward (GLF) campaign were:</p> <ul style="list-style-type: none"> A severe drought caused havoc in China. Russia had conflicts with China and it withdrew its professionals. 	<p>1½</p> <p>1½</p> <p>3</p> <p>2</p> <p>½</p> <p>½</p> <p>3</p>
29.	<p>Explain the Planning objective of “Growth with Equity”.</p> <p>Ans. Growth refers to an increase in a country’s capacity to produce goods and services, whereas; equity refers to reducing inequality of income and wealth. Thus, growth with equity ensures that the benefits of economic development are enjoyed by</p>	3

	all the sections of society. Economists believe that rise in Gross Domestic Product and equitable distribution of income are equally important. Thus, ensuring equitable growth was taken up as an important objective of Indian economic planning. (To be marked as a whole)																					
30.	<p>On the basis of the given data, comment upon the annual growth of Gross Domestic Product (GDP) of India and China.</p> <table border="1"><tr><th colspan="4">Annual Growth of Gross Domestic Product (%), 1980 – 2017</th></tr><tr><th>Country</th><th>1980-90</th><th>2015-17</th><th>2022</th></tr><tr><td>India</td><td>5.7</td><td>7.3</td><td>7.0</td></tr><tr><td>China</td><td>10.3</td><td>6.8</td><td>3.0</td></tr><tr><td>Pakistan</td><td>6.3</td><td>5.3</td><td>4.8</td></tr></table> <p>Ans. The given data indicates that China gained economic strength, after the reforms initiated in late 1970's. When many developed countries were finding it difficult to maintain a growth rate of even 5%, China was able to maintain near double-digit growth during the decade of 1980s. The growth rate of China has decelerated to 6.8% in 2015-17 and further to 3.0% in 2022. Whereas; India had maintained a reasonable growth rate of 5.7% in the decade of 1980's, it has shown remarkable progress by registering an annual growth of Gross Domestic Product of 7.3% and 7.0% respectively in 2015-17 and 2022. (To be marked as a whole)</p>	Annual Growth of Gross Domestic Product (%), 1980 – 2017				Country	1980-90	2015-17	2022	India	5.7	7.3	7.0	China	10.3	6.8	3.0	Pakistan	6.3	5.3	4.8	4
Annual Growth of Gross Domestic Product (%), 1980 – 2017																						
Country	1980-90	2015-17	2022																			
India	5.7	7.3	7.0																			
China	10.3	6.8	3.0																			
Pakistan	6.3	5.3	4.8																			
31.	<p>(i) Define ‘Human Capital Formation’.</p> <p>Ans. Human Capital Formation refers to the addition to the stock of human capital over a given period of time.</p> <p>(ii) Explain ‘Expenditure on Information’ as a source of human capital formation.</p> <p>Ans. People spend to acquire information relating to the labour market and other markets like education and health. This information is necessary to make decisions regarding investments in human capital as well as for efficient utilisation of the acquired human capital stock. Thus, ‘Expenditure on Information’ is a source of human capital formation. (To be marked as a whole)</p> <p style="text-align: center;">OR</p> <p>(b) Shruti works in a public sector bank as a clerk. She gets a fixed monthly salary, provident fund, retirement benefits and health insurance. Her brother, Ramesh, drives an auto-rickshaw. His daily earnings depend on the number of passengers. He does not receive benefits like paid leave, pension etc.</p> <p>Classify the types of sectors Shruti and Ramesh are working in and highlight the distinction between the two sectors.</p> <p>Ans. Shruti is working in the formal sector. On the other hand; Ramesh is working in the informal sector. Formal sector includes all the public sector establishments and those private sector establishments which employ 10 hired workers or more. Formal sector workers are entitled to fair wages and other social security measures such as pension, provident fund, etc. Additionally, they get paid holidays and medical allowances. Whereas; Informal sector includes those private sector establishments which employ less than 10 hired workers. Workers in the informal sector do not get regular income and social security benefits. They can be dismissed without any compensation. Additionally, they may not get paid holidays and medical allowances.</p>	1 3 4 ½ ½ 1½ 1½ 4																				

<p>32.</p>	<p>Study the following image carefully:</p> <div data-bbox="395 219 1316 600" data-label="Image"> </div> <p>Interpret the given image and comment upon the phenomenon of environmental crisis as a result of changed production and consumption patterns.</p> <p>Ans. Owing to rapid population explosion and advent of industrial revolution the demand of resources for both the production and consumption went beyond the rate of regeneration of resources. Consequently, the pressure on the absorptive capacity of the environment increased tremendously. Thus, as indicated in the image above, issues like climate change, biodiversity loss and pollution have intensified, leading to a serious environmental crisis.</p> <p style="text-align: right;">(To be marked as a whole)</p> <p><i>Note : The following question is for Visually Impaired candidates only in lieu of Q. no. 32.</i> “Environmental crisis is a recent phenomenon, which is a result of changing production and consumption patterns.” Justify the statement giving valid arguments.</p> <p>Ans. Environmental crisis is a recent phenomenon as with the population explosion and advent of industrial revolution the demand of resources for both the production and consumption went beyond the rate of regeneration of resources. Consequently, the pressure on the absorptive capacity of the environment increased tremendously leading to environmental issues like climate change and pollution.</p> <p style="text-align: right;">(To be marked as a whole)</p>	<p>4</p> <p>4</p>
<p>33.</p>	<p>Read the following passage carefully:</p> <p style="text-align: center;">Paramparagat Krishi Vikas Yojana (PKVY)</p> <p>Paramparagat Krishi Vikas Yojana (PKVY) aims at promoting organic farming, in turn resulting in improvement of soil health. It promotes Participatory Guarantee System – India (PGS – India), a simple certification system, where farmers and consumers participate directly in the process.</p> <p>The scheme proposes to cover additional 6,00,000 hectare area under organic farming till 2025 – 26. The objective is to produce agricultural products free from chemicals and pesticide residues by adopting eco-friendly, low-cost technologies.</p> <p>Key focus areas of Paramparagat Krishi Vikas Yojana (PKVY) :</p> <ul style="list-style-type: none"> • Promote natural resource based integrated and climate resilient sustainable farming systems that ensure maintenance and increase of soil fertility, natural resource conservation, on farm nutrients recycling and minimising dependence on external inputs. • Reduce farming costs and increase farmers’ income through sustainable organic practices. • Chemical-free and nutritious food for human consumption. 	

	<ul style="list-style-type: none"> • Protect the environment by using low-cost, traditional and farmer-friendly technologies. • Help farmers become entrepreneurs through direct market linkages with local and national markets. <p>On the basis of the above passage and common understanding, answer the following questions:</p> <p>(i) Define Organic Farming. Explain any two merits of organic farming.</p> <p>Ans. Organic farming is a system of farming that restores, maintains and enhances the ecological balance.</p> <p>Two merits of Organic Farming:</p> <ul style="list-style-type: none"> • Organically grown food has more nutritional value than chemical farming. • Organic farming offers a means to substitute costlier agricultural inputs with locally produced organic inputs that are cheaper. <p style="text-align: right;">(Any other valid merit to be awarded marks)</p> <p>(ii) Explain any two thrust areas of Paramparagat Krishi Vikas Yojana (PKVY) in organic farming.</p> <p>Ans. The two thrust areas of Paramparagat Krishi Vikas Yojana (PKVY) are:</p> <ul style="list-style-type: none"> • Reduce farming costs and increase farmers' income through sustainable organic practices. • Chemical-free and nutritious food for human consumption. <p style="text-align: right;">(Any other valid thrust area to be awarded marks)</p>	<p>1</p> <p>1</p> <p>1</p> <p>1½</p> <p>1½</p> <p>6</p>
34. (a)	<p>(i) “The Industrial Policy Resolution (IPR), 1956 classified all the industries based on state ownership and control in various categories.”</p> <p>Do you agree with the above statement ? Give valid reasons in support of your answer.</p> <p>Ans. Yes. The Industrial Policy Resolution 1956 classified industries into three categories:</p> <ul style="list-style-type: none"> • The first category comprised industries to be exclusively owned by the government. • The second category consisted of industries in which the private sector could supplement the efforts of the public sector, with the government taking the sole responsibility for starting new units. • The third category consisted of the remaining industries which were to be in the private sector. However, these industries were kept under state control through the system of licenses. <p>(ii) The ‘Atmanirbhar Bharat Initiative’ carries forward the same spirit of self-reliance, which was adopted by the Government after 1947.</p> <p>In the light of the given statement, explain why self-reliance was considered as an important planning objective after independence.</p> <p>Ans. The objective of ‘Atmanirbhar Bharat Initiative’ is to transform India into a self-reliant economy. In the post- independence era, the planning objective of self-reliance was aimed at reducing dependence on other nations, particularly for food requirements. It stressed on the use of domestic resources to avoid foreign interference, as it was feared that the dependence on the imported food supplies, foreign technology and foreign capital may increase foreign interference in the policies of our country.</p> <p style="text-align: right;">(To be marked as a whole)</p>	<p>1</p> <p>1</p> <p>1</p> <p>3</p> <p>6</p>
OR		6

(b)	(i) “The Government of India may further divest its stake in Life Insurance Corporation (LIC) in the current financial year.”	
	In the light of economic reforms since 1991, identify the policy and define the step taken by the government.	
	Ans. The government has implemented the policy of disinvestment in case of Life Insurance Corporation (LIC).	1
	Disinvestment is referred to the privatization of public sector enterprises (PSEs) by selling off part of the equity of PSEs to the public.	1
	(ii) “India adopted an inward-looking trade strategy during the planning period.”	
	(I) State any two reasons behind the adoption of this policy.	
	Ans. Inward-looking trade strategy aimed at:	
	<ul style="list-style-type: none"> • replacing imports with domestic production. 	$\frac{1}{2}$
	<ul style="list-style-type: none"> • saving foreign exchange. 	$\frac{1}{2}$
	(Any other valid reason to be awarded marks)	
	(II) Briefly describe any two ways in which the government implemented this policy.	
	Ans. The government implemented this policy through tariffs and quotas:	
	<ul style="list-style-type: none"> • Tariffs are a tax on the imported goods. They make imported goods more expensive and discourage their usage. 	1 ½
	<ul style="list-style-type: none"> • Quotas specify the quantity of goods which can be imported. These are imposed to restrict imports and therefore protect domestic firms from foreign competition. 	1 ½
		6

* * *